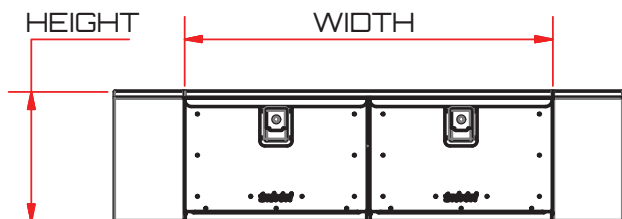


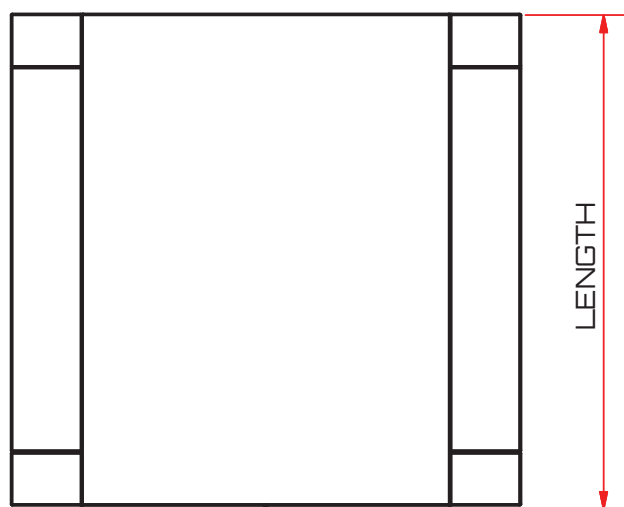
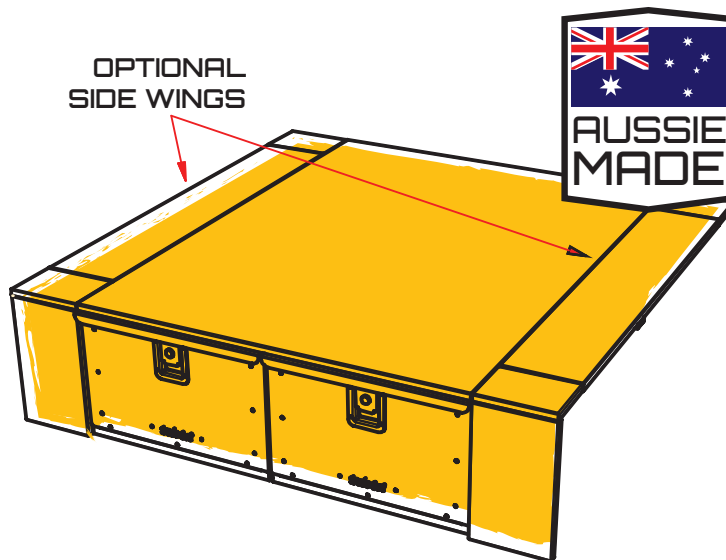
Dual Drawers By Trek4x4



Have everything at easy reach with Trek4x4 Dual Drawer



FRONT VIEW



TOP VIEW

FEATURES

- ▶ Drawer extends out 1 metre from closed position
- ▶ Each drawer has a generous 190 Litres volume
- ▶ Max 200kg load capacity (evenly distributed load)
- ▶ Easy fitting and removal.
- ▶ Loading and unloading from your Dual Drawer system is a breeze
- ▶ Key locking drawer catch
- ▶ Synthetic grey carpet deck
- ▶ Optional side wings

DIMENSIONS

LENGTH	DRAWER WIDTH	DRAWER HEIGHT	UNIT WEIGHT
1400 mm	1060 mm	370 mm	52kg

Please review and compare the size if Trek4x4 Tray Slide is fitted over the top of a plastic ute tub liner